

Shank adapters



SANDVIK

Shank adapters

S

	Page
For rock drills with hexagonal bushing	89

Atlas Copco	90
-------------------	----

T

Atlas Copco and Boart	95
-----------------------------	----

Furukawa	96
----------------	----

Z

Gardner-Denver and Holman	97
---------------------------------	----

Ingersoll-Rand	98
----------------------	----

E

Ingersoll-Rand, Joy, Klemm and Le Roi	99
---	----

Montabert	100
-----------------	-----

T

Montabert and SIG	101
-------------------------	-----

Tamrock	102
---------------	-----

Z

Secoma and Toyo	107
-----------------------	-----

ROCK DRILL CATEGORIES

BE = bench drilling

BO = bolting



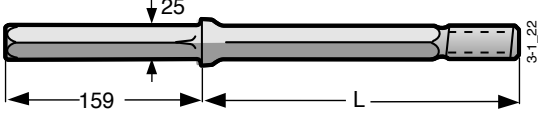
DS = dimensional stone drilling

PD = production drilling underground (long hole drilling)

TU = drifting and tunneling

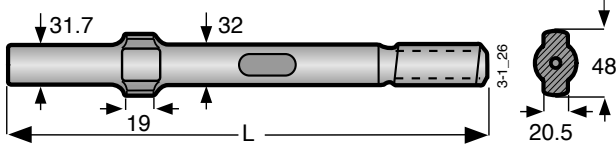
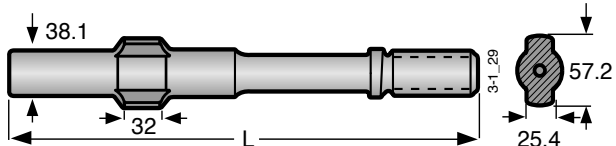
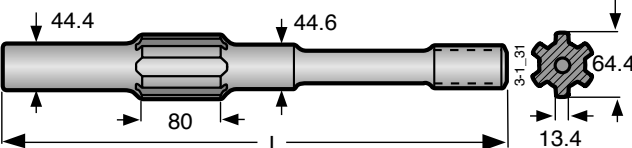
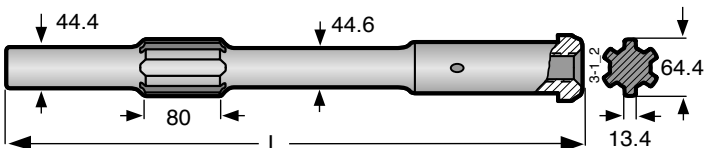
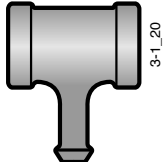
G

Shank rods

	Dimensions, mm			Part No.
	Flushing tube	Thread	L	
For hexagonal bushing 22 x 108 mm				
 <p>Flushing hole Ø 6.7 mm.</p>	4.5-5.0	R22	255	7801-6103-13
	4.5-5.0	R23	255	7807-6103-13
	4.5-5.0	R25	255	7802-6103-13
				<i>Packing</i> 795-1831
For hexagonal bushing 25 x 108 mm				
 <p>Flushing hole Ø 8.6 mm.</p>	4.5-5.0	R25	255	7802-7103-14
				<i>Packing</i> 795-1836
For hexagonal bushing 25 x 159				
 <p>Flushing hole Ø 8.6 mm.</p>	8	R25	255	7802-7503-20
				<i>Packing</i> 795-1811

Shank adapters

Atlas Copco

	Hammer category	Dimensions, mm			Part No.
		Flushing tube	Thread	L	
Atlas Copco BBC 43, 44, 45 and 100 	TU	10	R32	380	7803-3100-30 Packing 795-1812
Atlas Copco BBC 51, 52, 54 and 120 	TU TU	10 10	R32 T38	380 390	7803-4200-30 7304-4200-30 Packing 795-1812
Atlas Copco BBE 57 	BE BE BE	14 14 14	R38 T38 T45	447 537 550	7804-7502-60 7304-7502-60 7305-7502-60 Packing 795-1821
Atlas Copco BBE 57, For separate flushing 	BE	—	R38	537	7804-7505-01 ¹⁾ ¹⁾ Split stop ring needed (machine part)
Flushing device, hose connection 25 mm (1") 					7801-0001 Packing 795-1806

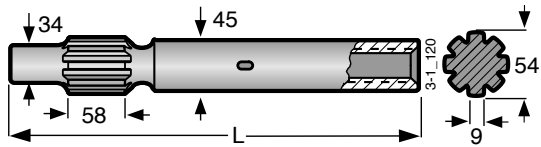
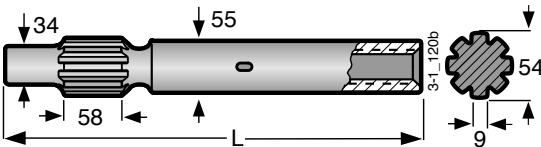
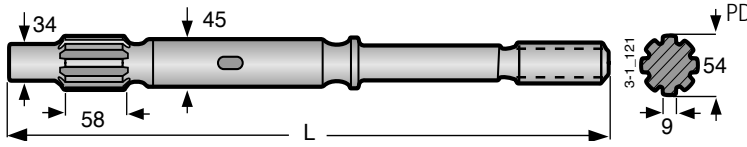
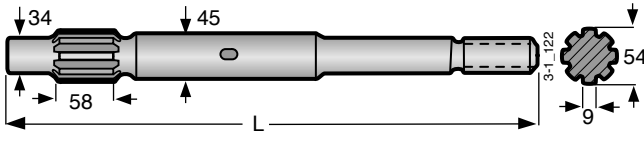
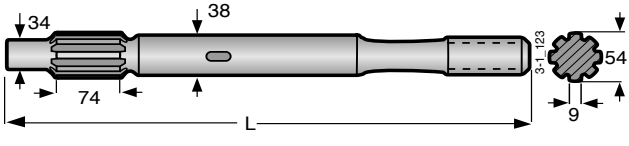
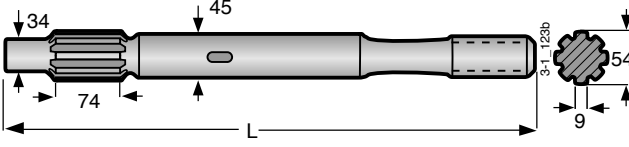
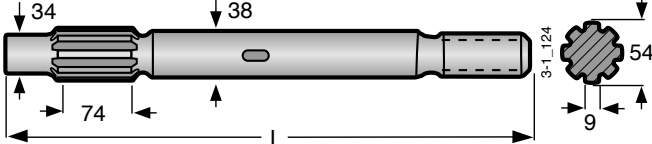
Shank adapters

Atlas Copco

	Hammer category	Dimensions, mm			Part No.
		Flushing hole	Thread	L	
Atlas Copco COP 125, 130 and 131 	TU,BE,PD	14	T38	380	7304-4500-60 Packing 795-1821
Atlas Copco COP 131 EB 	TU,BE,PD	14	T38	405	7304-4502-60 Packing 795-1821
Atlas Copco COP 932/938, Separate flushing 	TU,BE,DS TU,BE,DS	– –	R32 T38	510 510	7803-3487-01 7304-3487-01
Atlas Copco COP 1028 HB 	BE	–	R28	400	7809-3503-01
Atlas Copco COP 1028 HD 	TU,B0	–	R28	245	7809-3502-01

Shank adapters

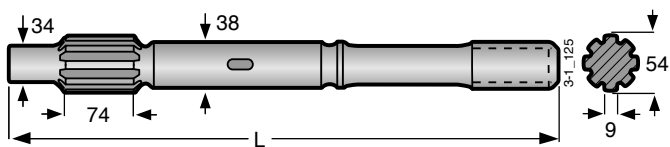
Atlas Copco

	Hammer category	Dimensions, mm			Part No.
		Flushing hole	Thread	L	
Atlas Copco COP 1032 HD					
	TU,B0	–	R32	340	7803-3588-01
	TU,B0	–	R38	340	7804-3575-01
Atlas Copco COP 1032 M/1032 HD					
		–	R32	626	7803-3571-01
Atlas Copco COP 1032 LE					
	BE,DS	–	R32	550	7803-3576-01
Atlas Copco COP 1036/1038 HB					
	BE BE	– –	R32 T38	500 500	7803-3591-01 7304-3591-01
	BE	–	T45	500	7305-3591-01
Atlas Copco COP 1038 HD/1238					
	TU TU TU	– – –	R32 R38 T38	485 485 485	7803-3590-03 7804-3590-03 7304-3590-03

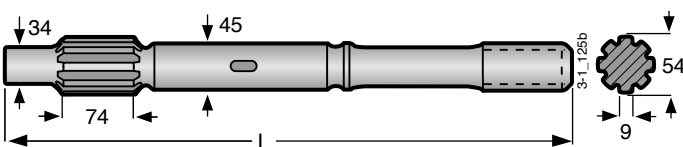
Shank adapters

Atlas Copco

Atlas Copco COP 1038 HL

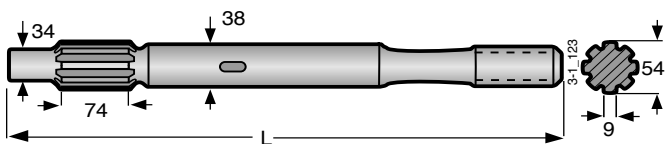


Hammer category	Dimensions, mm			Part No.
	Flushing hole	Thread	L	
BE,PD	—	R32	575	7803-3593-01
BE,PD	—	T38	575	7304-3593-01

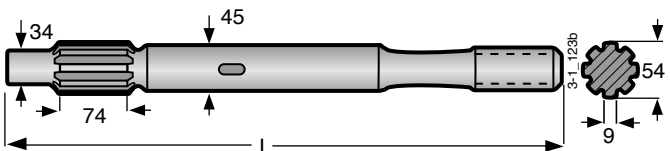


BE,PD	—	T45	575	7305-3593-01
-------	---	-----	-----	--------------

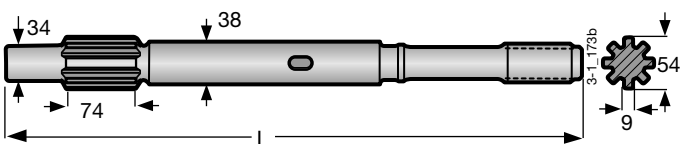
Atlas Copco COP 1238



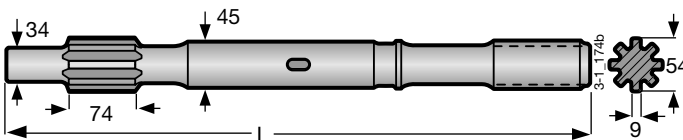
Hammer category	Dimensions, mm			Part No.
	Flushing tube	Thread	L	
BE	—	R32	500	7803-3591-01
BE	—	T38	500	7304-3591-01
TU	—	R38	485	7804-3590-03
TU	—	T38	485	7304-3590-03



BE	—	T45	500	7305-3591-01
----	---	-----	-----	--------------



BE,PD	—	R32	575	7803-3593-01
BE,PD	—	T35	575	7307-3593-01
BE,PD	—	T38	575	7304-3593-01



BE,PD/MF-rod	—	R32	575	7803-3550-01
BE,PD/MF-rod	—	T38	575	7304-3550-01
BE,PD/Tubes/ MF-rod	—	T45	575	7305-3593-01

Shank adapters

Atlas Copco

	Hammer category	Dimensions, mm			Part No.
		Flushing tube	Thread	L	
Atlas Copco COP 1432, COP 1532, COP1440, COP1838 HD/ME					
	TU	—	R38	435	7804-3652-01
	TU	—	T35	435	7307-3652-01
	TU	—	T38	435	7304-3652-01
	BO	—	R32	525	7803-3656-01
	BE	—	T35	525	7307-3656-01
	BO	—	T38	525	7304-3656-01
Atlas Copco COP 1432 Female					
	TU	—	R38	341	7804-3670-02
	TU	—	R32	341	7803-3670-02

Shank adapters

Atlas Copco and Boart

	Hammer category	Dimensions, mm			Part No.
		Flushing tube	Thread	L	
Atlas Copco COP 1550, COP 1838 ME/ HE					
	BE,PD	—	T38	525	7304-3655-01
	BE,PD	—	T45	525	7305-3655-01
	BE,PD	—	T51	525	7306-3655-02
Atlas Copco COP 1840 HE, COP 1850					
	BE,PD	—	T45	565	<i>7305-3690-02</i>
	BE,PD	—	T51	565	<i>7306-3690-03</i>
Atlas Copco COP 4050 EX					
	PD	—	ST68	835	<i>7329-3716-02</i>
Boart HE 125, HE 150					
	PD	—	T38	572	<i>7304-4998-01</i>
Boart HD 125, HD 150, HD 160					
	TU	—	R38	495	7804-4993-01
	TU	—	T38	495	7304-4993-01

Shank adapters

Furukawa

	Hammer category	Dimensions, mm			Part No.
		Flushing tube	Thread	L	
Furukawa HD 150 	BE	—	R38	520	7804-4799-01
Furukawa M 120 and HD 200 	(M 120) BE	14	R32	330	7803-7500-61
	(M 120, HD 200) BE	14	R38	350	7804-7500-60
	BE	14	T38	380	7304-7543-60
	(HD 200) BE	14	T38	446	7304-7500-60
	(M 120) BE	14	T45	446	7305-7507-60
					Packing 795-1821
	(M 120) BE	16	T45	446	7305-7500-80
					Packing 795-1830
Furukawa HD 190 	TU	—	R38	485	7804-4787-01
Furukawa PD 200R 	BE	14	T38	484	7304-7581-60
	BE	14	T45	484	7305-7581-60
					Packing 795-1821
Furukawa HD 260, HD 300 	BE	16	T38	655	7304-7526-80
	BE	16	T45	655	7305-7526-80
					Packing 795-1830
Furukawa HD 609 	BE	—	T38	620	7304-4791-01
	BE	—	T38	690	7304-4780-01
	BE	—	T45	620	7305-4791-01
Furukawa HD 612 	BE	—	T45	710	7305-7414-01

Shank adapters

Gardner-Denver and Holman

	Hammer category	Dimensions, mm			Part No.
		Flushing tube	Thread	L	
Gardner-Denver PR 123					
	TU,BE	14	R32	330	7803-7500-61
	TU,BE	14	R38	350	7804-7500-60
	TU,BE	14	T38	446	7304-7500-60
	TU,BE	14	T45	446	7305-7507-60
	TU,BE	14	T38	380	7304-7543-60
					Packing 795-1821
Gardner-Denver PR 133					
	BE	16	T45	446	7305-7500-80
					Packing 795-1830
Gardner-Denver HPR 1					
	TU,BE	—	R38	595	7804-4882-01
	TU,BE	—	T38	595	7304-4882-01
	BE	—	T45	560	7305-4880-01
Gardner-Denver HPR 1H					
	BE	—	T45	725	7305-4883-01
Gardner-Denver HPR 2					
	BE	—	T51	916	7306-4885-02
Holman S115R					
	BE	14	R32	330	7803-7500-61
	BE	14	R38	350	7804-7500-60
	BE	14	T38	446	7304-7500-60
					Packing 795-1821

Shank adapters

Ingersoll-Rand

	Hammer category	Dimensions, mm			Part No.
		Flushing tube	Thread	L	
Ingersoll-Rand URD 475, URD 550, VL120, EVL 130, VL140 and F16					
	BE	14	R32	330	7803-7500-61
	BE	14	R38	350	7804-7500-60
	BE	14	T38	380	7304-7543-60
	BE	14	T38	446	7304-7500-60
	BE	14	T45	446	7305-7507-60

Packing
795-1821

Ingersoll-Rand VL 140

	BE	16	T45	446	7305-7500-80
	Packing 795-1830				

Ingersoll-Rand YH 65, YH 80

	BE	19	T38	500	7304-7525-19
	BE	19	T45	500	7305-7525-19
Packing 795-1875					

Ingersoll-Rand YH 65 RP, YH 70 RP, YH 75 RP, YH 80 RP

	BE	xx	T45	700	7305-7546-19
	Packing 795-1875				

Ingersoll-Rand YH 95

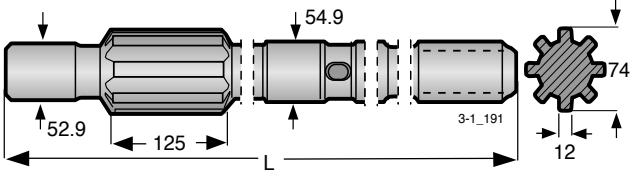
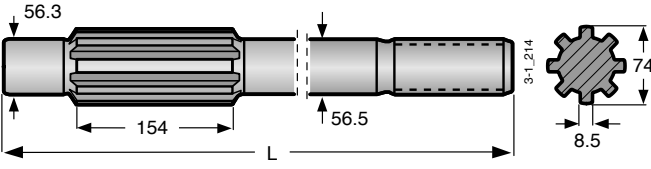
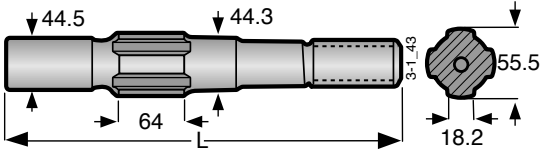
	BE	23	T51	625	7306-4995-23
	Packing 795-1880				

Ingersoll-Rand YH 95 RP

	BE	23	T45	840	7305-4996-23
	BE	23	T51	840	7306-4996-23
Packing 795-1880					

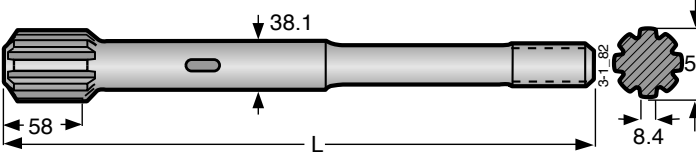
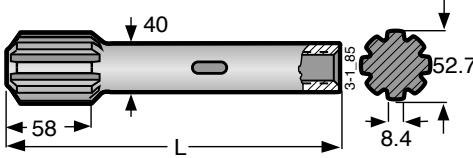
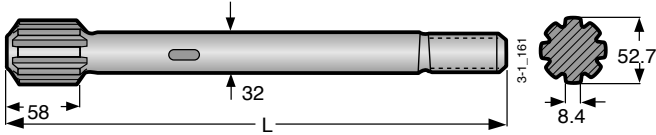
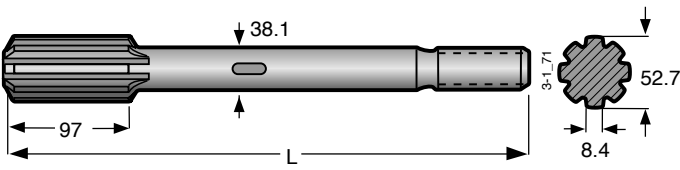
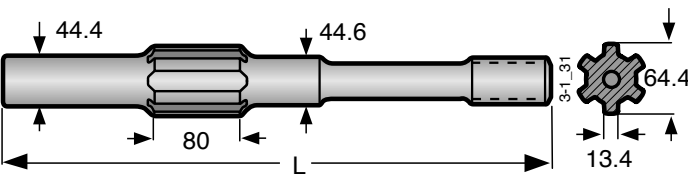
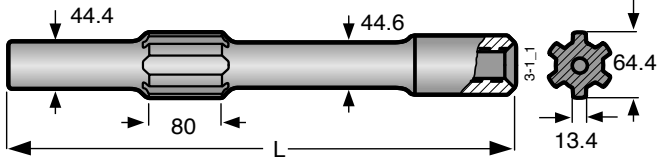
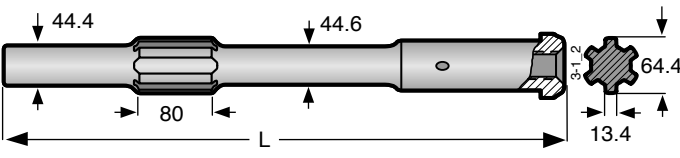
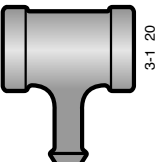
Shank adapters

Ingersoll-Rand, Klemm and Le Roi

	Hammer category	Dimensions, mm			Part No.
		Flushing tube	Thread	L	
Ingersoll-Rand YH 110 VRP					
	BE	–	T51	840	7306-4975-02
Klemm 4053					
	BE	–	R55	500	7805-6015 ¹⁾
	BE	–	R55	500	7805-7015 ²⁾
					1) LH-Rotation 2) RH-Rotation
Le Roi 155, 455R and LHD 155					
	BE	14	R32	330	7803-7500-61
	BE	14	R38	350	7804-7500-60
	BE	14	T38	446	7304-7500-60
	BE	14	T45	446	7305-7507-60
					Packing 795-1821

Shank adapters

Montabert

	Hammer category	Dimensions, mm			Part No.
		Flushing tube	Thread	L	
Montabert HC40					
	BE	—	R32	447	7803-4725-01
	BE	—	R38	447	7804-4725-01
Montabert HC40 (female)					
	TU, BO	—	R28	256	7809-4722-01
Montabert HC40					
	TU	—	R32	372	7803-4721-01
	TU	—	R38	372	7804-4724-01
Montabert HC 80, HC 90, HC 105					
	TU	—	R32	440	7803-4720-01
	TU	—	R38	440	7804-4720-01
	TU	—	T38	440	7304-4720-01
	TU	—	T38	500	7304-4723-01
Montabert H 100					
	BE	14	R38	447	7804-7502-60
	BE	14	T38	537	7304-7502-60
	BE	14	T45	550	7305-7502-60
					Packing 795-1821
	BE 1)	14	T38	447	7304-7504-60
					Packing 795-1821
	BE 1)	—	R38	537	7804-7505-01
					¹⁾ Split stop ring needed (machine part)
Flushing device, hose connection 25 mm (1")					
					7801-0001
					Packing 795-1806

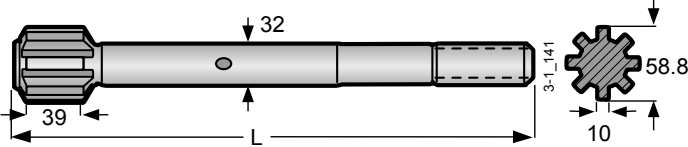
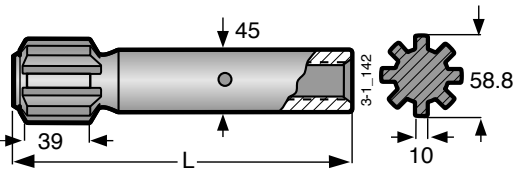
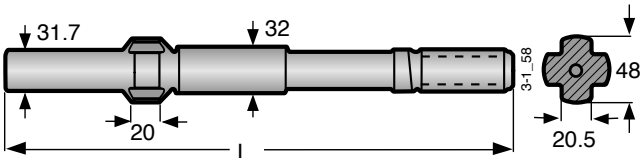
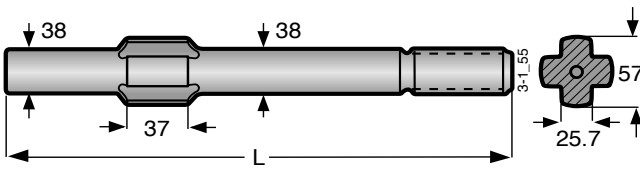
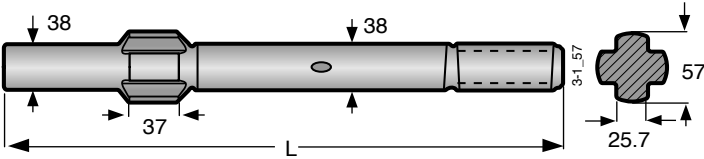
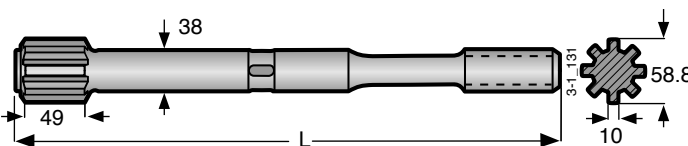
Shank adapters

Montabert and SIG

	Hammer category	Dimensions, mm			Part No.
		Flushing tube	Thread	L	
Montabert HC 120, HC 150					
	BE	—	T38	490	7304-7520-01
	Tubes	—	T45	490	7305-7520-01
Montabert HC 80R, HC 120R, HC 150R					
	BE	—	T51	670	7306-7528-02
Montabert HC 200A					
	BE	—	T51	840	7306-7530-02
	BE	—	GT60	840	7600-7530-02
	BE	—	ST58	840	7358-7530-02
SIG HBM 100 and 150					
	TU	—	R32	500	7803-3595-02
	TU	—	R38	500	7804-3595-01
	TU	—	T38	500	7304-3595-01
SIG HBM 50, 100 and 120					
	TU, BO	—	R28	340	7809-3588-01
	BO	—	R32	340	7803-3588-01
SIG HBM 100 and 120					
	TU, BO	—	R38	340	7804-3575-01
SIG HBM 50, 100 and 120					
	BE, DS	—	R32	550	7803-3576-01
SIG 101					
	BE	—	R32	500	7803-3591-01

Shank adapters

Tamrock

	Hammer category	Dimensions, mm			Part No.
		Flushing tube	Thread	L	
Tamrock HL 300					
	BE	—	R32	400	7803-7549-01
Tamrock HL 300S					
	BO,TU	—	R28	245	7809-7547-01
	BO,TU	—	R32	245	7803-7547-01
Tamrock L400, L410, L500, L510, L550					
	BO, PD, TU	10	R32	380	7803-3602-30 Packing 795-1812
Tamrock HLR 438L and HLR 438T					
	BE, TU	12.7	R32	380	7803-4700-50
	BE, TU	12.7	R38	380	7804-4700-50
	BE, TU	12.7	T38	400	7304-4700-50
					Packing 795-1819
Tamrock HLR 438LS, 438TS, HL 538, HL538L, L550S					
	BE, PD, TU	—	R32	450	7803-4700-01
	BE, PD, TU	—	R38	450	7804-4700-01
	BE, PD, TU	—	T38	455	7304-4700-01
	BE	—	T38	545	7304-4706-01
Tamrock HL 500-38 / 510-38					
	BE	—	R32	550	7803-7535-02
	BE	—	T35	550	7307-7535-02
	BE	—	R38	550	7804-7535-02
	BE	—	T38	550	7304-7535-02

-38 = For 38 mm front head, S=For underground drilling

Shank adapters

Tamrock

	Hammer category	Dimensions, mm			Part No.
		Flushing tube	Thread	L	
Tamrock HL 500-45 / 510-45					
	BE	—	R32	550	7803-7557-01
	BE	—	T35	550	7307-7557-01
	BE	—	T38	550	7304-7557-01
	BE	—	T45	550	7305-7557-01
Tamrock HL 500 S-38 / 510 S-38 / 510 B / 510 LH					
	PD,TU	—	R32	460	7803-7531-01
	PD,TU	—	R38	460	7804-7531-01
	PD,TU	—	T38	460	7304-7531-01
	PD,TU	—	R38	500	7804-7536-01
	PD,TU	—	T38	500	7304-7536-01
Tamrock HL 500 F / 510 F					
	B0	—	R32	350	7803-7553-01
Tamrock HL 550 SUPER / 560 SUPER / 510 S-45					
	TU	—	R32	500	7803-7554-01
	PD,TU	—	T35	550	7307-7557-01
	TU	—	R38	500	7804-7554-01
	TU	—	T38	500	7304-7554-01
Tamrock HLX 5 / HLX 5T					
	TU	—	R32	500	7803-7585-01
	TU	—	T35	500	7307-7585-01
	TU	—	T38	500	7304-7585-01
	TU	—	R38	500	7804-7585-01
	BE	—	R32	575	7803-7586-01
	BE	—	T35	575	7307-7586-01
	BE	—	T38	575	7304-7586-01
	BE	—	T45	575	7305-7586-01

-38, -45 = For 38 or 45 mm front head, S=For underground drilling

Shank adapters

Tamrock

	Hammer category	Dimensions, mm			Part No.
		Flushing tube	Thread	L	
Tamrock HL 600-45 / 600 S-45					
	BE	—	R32	600	7803-7532-01
	BE	—	T35	600	7307-7532-01
	BE	—	T38	600	7304-7532-01
	Tubes, BE	—	T45	600	7305-7532-01
	TU,PD	—	R38	525	7804-7537-01
	TU,PD	—	T38	525	7304-7537-01
	TU,PD	—	T45	525	7305-7537-01
Tamrock HL 600-52					
	BE	—	T45	650	7305-7551-01
	BE	—	T51	650	7306-7551-02
Tamrock HL 645					
	BE	—	T38	600	7304-7541-02
	BE	—	T45	600	7305-7541-02
Tamrock HL 650-45 / 700-45 / 700T-45 / 710-45 / 800T-45					
	BE	—	T38	600	7304-7576-01
	BE	—	T45	600	7305-7576-01
Tamrock HL 650-52, 700-52 / PE-52 / S-52, 710-52 / S-52 / PE-52 / SPE-52, 800T-52 / PE-52					
	BE,PD	—	T38	600	7304-7577-02
	BE	—	T45	600	7305-7577-02
	BE	—	T51	600	7306-7577-03

-45, -52 = For 45 or 52 mm front head, PE= For Power Extractor rock drill (reverse hammering), S=For underground drilling

Shank adapters

Tamrock

	Hammer category	Dimensions, mm		Part No.	
		Flushing tube	Thread	L	
Tamrock HL 700 S-65 / 710 S-65 Tube drilling 	PD	–	T45	600	7305-7574-01
Tamrock HL 850S 	Tubes, BE, PD – BE, PD –	–	T45 T51	670 670	7305-7400-01 7306-7400-02
Tamrock HL 1000-52 / 1000 S-52 	BE – BE – PD – PD –	–	T45 T51 T45 T51	670 670 590 590	7305-6010-01 7306-6010-02 7305-6008-01 7306-6008-01
Tamrock HL 1000-60 	BE – BE – BE –	–	T51 ST58 GT60	670 670 670	7306-6014-02 7358-6014-01 7600-6014-02
Tamrock HL 1000-80, Shoulder drive 	BE	–	GT60	670	7600-6031-01
Tamrock HL 1000 S-80 Tube drilling 	PD – PD –	–	ST58 ST68	635 640	7328-6009-02 7329-6009-02
Tamrock HL 1000 PE-52 	BE	–	T51	840	7306-6019-02*

* suited only for early drills with the long type of Power Extractor with 52 mm bearing diameter

-52, -60, -65, -80 = For 52, 60, 65 or 80 mm front head, PE= For Power Extractor rock drill (reverse hammering), S=For underground drilling

Shank adapters

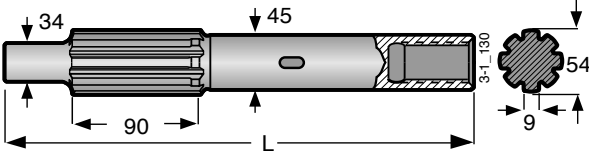
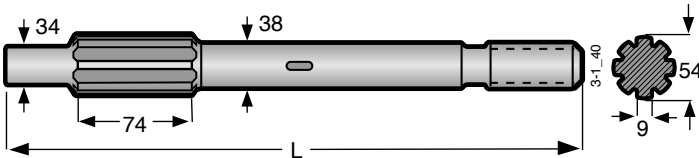
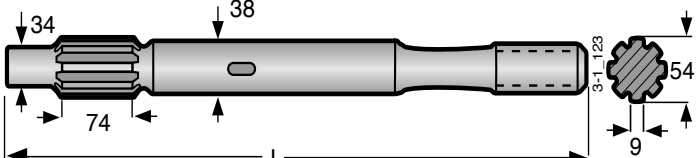
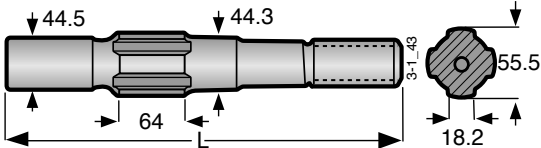
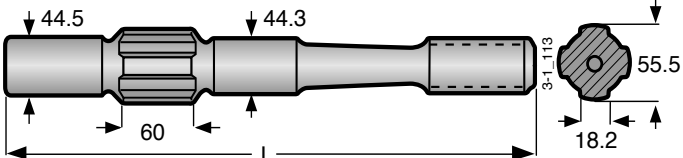
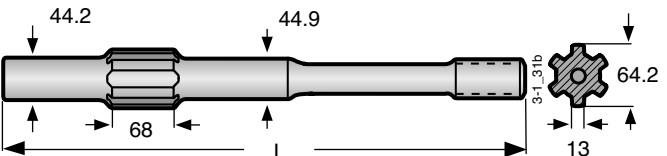
Tamrock

	Hammer category	Dimensions, mm		Part No.	
		Flushing tube	Thread	L	
Tamrock HL 1000 PE-65 / HL 1500 PE-65 / HL 1560 T-65					
	BE	—	T51	760	7306-6025-02
	BE	—	GT60	760	7600-6025-02
	BE	—	ST58	760	7358-6025-02
Tamrock HL 1500-52 / 1500 T-52					
	BE	—	T51	710	7306-6021-02
Tamrock HL 1500-60 / 1500 T-60					
	BE	—	T51	760	7306-6022-02
	BE	—	ST58	760	7358-6022-03
	BE	—	GT60	760	7600-6022-03
Tamrock HL 1500 T-80, Shoulder drive					
	BE	—	GT60	760	7600-6030-01
Tamrock HL 1500 S-80 Tube drilling					
	PD	—	ST58	635	7328-6020-01
	PD	—	ST68	635	7329-6020-01
Tamrock HL 1500 SPE-90 Tube drilling					
	PD	—	ST58	635	7328-6035-01
	PD	—	ST68	635	7329-6035-01

-52, -60, -65, -80, -90 = For 52, 60, 65, 80 and 90 mm front head, PE= For Power Extractor rock drill, S=For underground drilling, T= Drill with stabilizer

Shank adapters

Secoma and Toyo

	Hammer category	Dimensions, mm			Part No.
		Flushing tube	Thread	L	
Secoma Hydrastar 200					
	TU,B0	–	R32	351	7803-4703-01
Secoma Hydrastar 200, 300 and X2					
	TU	–	R32	485	7803-3590-03
	TU	–	R38	485	7804-3590-03
	TU	–	T38	485	7304-3590-03
Secoma Hydrastar 350					
	BE	–	R32	500	7803-3591-01
	TU	–	R38	485	7804-3590-03
	BE	–	T38	500	7304-3591-01
Toyo PR 220					
	BE	14	R32	330	7803-7500-61
	BE	14	R38	350	7804-7500-60
	BE	14	T38	446	7304-7500-60
	BE	14	T45	446	7305-7507-60
					Packing 795-1821
		16	T45	446	7305-7500-80
					Packing 795-1830
Toyo TH 501					
	BE	11	T38	565	7304-7583-40
					Packing 795-1820